

GENERAL INFORMATION

LED Driver Type	Constant Current (Class 2)
Maximum Wattage	22 Watts
Input Voltage	120-277 VAC ± 10% Universal
Input Frequency	50/60Hz
Total Harmonic Distortion	<20%

CASE STYLE S: METAL



ELECTRICAL SPECIFICATIONS

Watts	Rated Current	Output Voltage	Dimming Type	Input Voltage	Input Power	Input Current	Power Factor	Efficiency	Hatch Part Number
Dimming Models									
22W	** 350mA	32 - 63 VDC	0-10V Dimming	120 - 277 VAC	27W	0.25/0.11A	>0.90	81%	LC22-0350Z-UNV-S
	* 500mA	22 - 44 VDC	0-10V Dimming	120 - 277 VAC	27W	0.25/0.11A	>0.90	81%	LC22-0500Z-UNV-S
	600mA	18 - 36 VDC	0-10V Dimming	120 - 277 VAC	27W	0.25/0.11A	>0.90	81%	LC22-0600Z-UNV-S
	700mA	16 - 32 VDC	0-10V Dimming	120 - 277 VAC	27W	0.25/0.11A	>0.90	81%	LC22-0700Z-UNV-S
	1050mA	12 - 21 VDC	0-10V Dimming	120 - 277 VAC	27W	0.25/0.11A	>0.90	81%	LC22-1050Z-UNV-S

** Non-Class 2 *Class 2 US ONLY

PRODUCT FEATURES

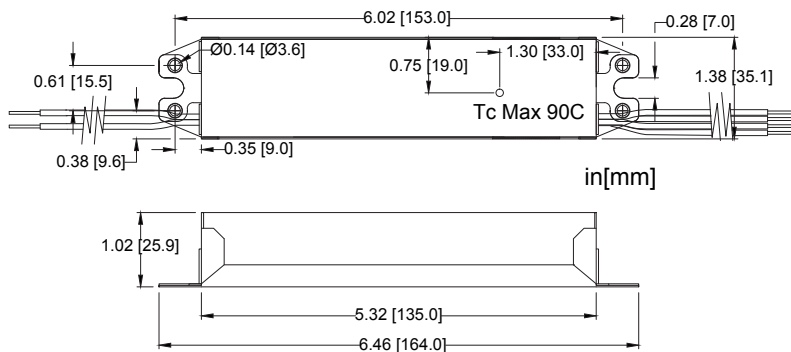
- Short circuit and overload protection
- Over temperature protection
- Suitable for dry and damp locations
- Withstanding voltage: I/P – O/P 2kVAC
- Operating temperature range: -40°C to 90°C (measured at Tcase)
- Surge voltage rating: L-N 2kV, L/N-GND 4kV
- Inrush Current: <10A Max @230VAC, cold start 25°C
- Output Current tolerance +/- 5% @ 25°C
- 0-10V dimming range: 10%-100%

APPROVALS

- UL 8750 recognized component
- UL 8750 Class P upon request
- EN61000-3-2
- EMC: Meets FCC47 CFR Part 15 (Class B) consumer limits



MECHANICAL SPECIFICATIONS: CASE STYLE S



DIMENSIONS [IN/MM]

Length:	6.46 [164.0]
Mounting:	6.02 [153.0]
Width:	1.38 [35.1]
Height:	1.02 [25.9]

WIRING INFORMATION

Input:	12", Black (L), White (N) #18AWG
Output:	12", Red (+), Blue (-) #18AWG #22AWG (with Class 2 Output)
Dimming:	12", Purple (+), Grey (-) #22AWG

PACKAGING INFORMATION

Weight:	9 oz
Quantity:	50pc/carton

WARRANTY

- 5 year limited warranty

RELATED PRODUCTS

- Case Style D: 4.80" x 1.60" x 1.00"
- Case Style D1: 4.80" x 1.60" x 1.00"

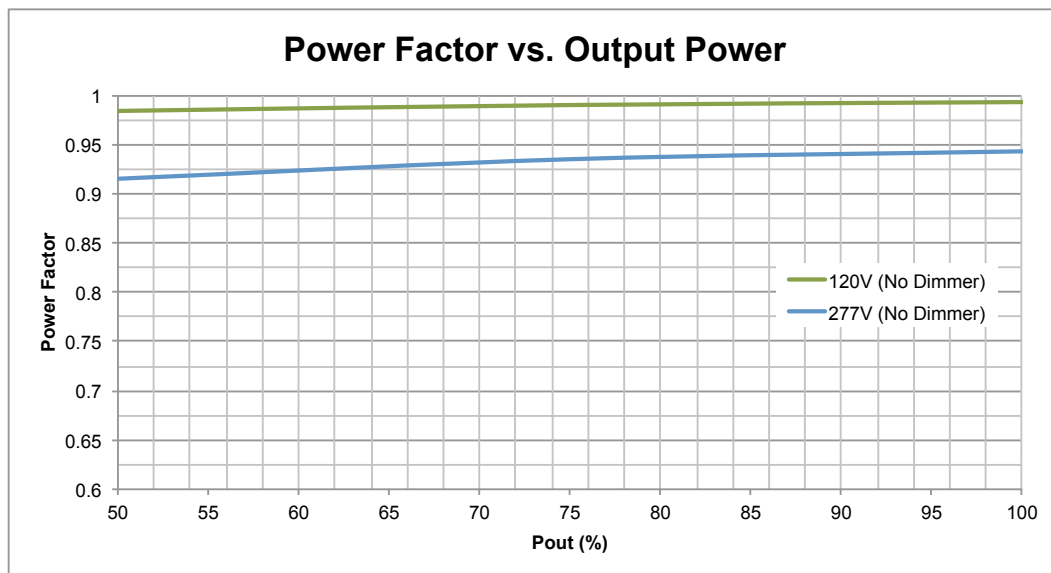
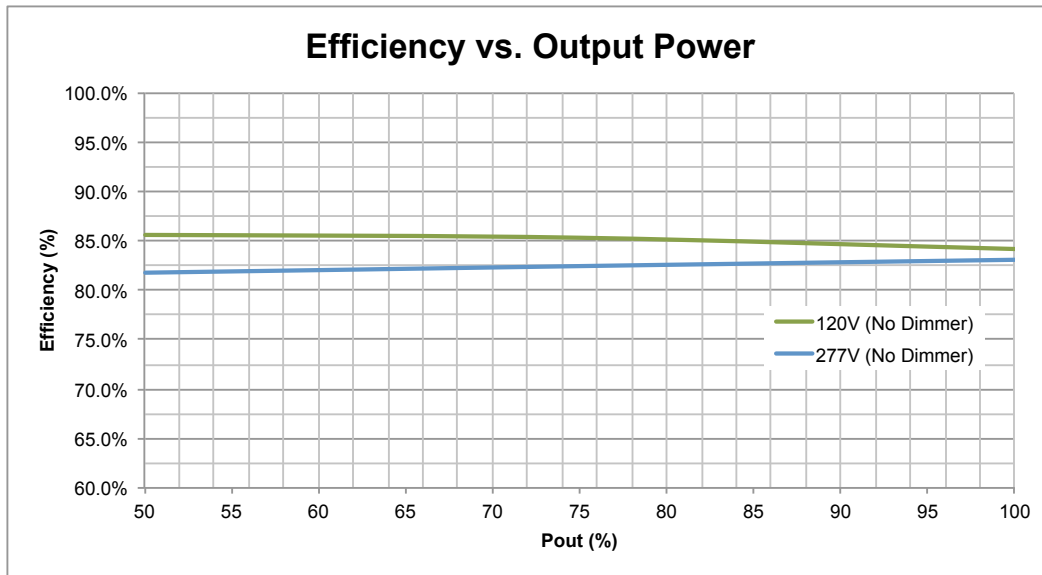
GENERAL INFORMATION

LED Driver Type	Constant Current (Class 2)
Maximum Wattage	22 Watts
Input Voltage	120-277 VAC ± 10% Universal
Input Frequency	50/60Hz
Total Harmonic Distortion	<20%

CASE STYLE S: METAL



PERFORMANCE CURVES



THD, PF and efficiency measured at 25°C.
Measurements made on model LC22-0350Z-UNV-S

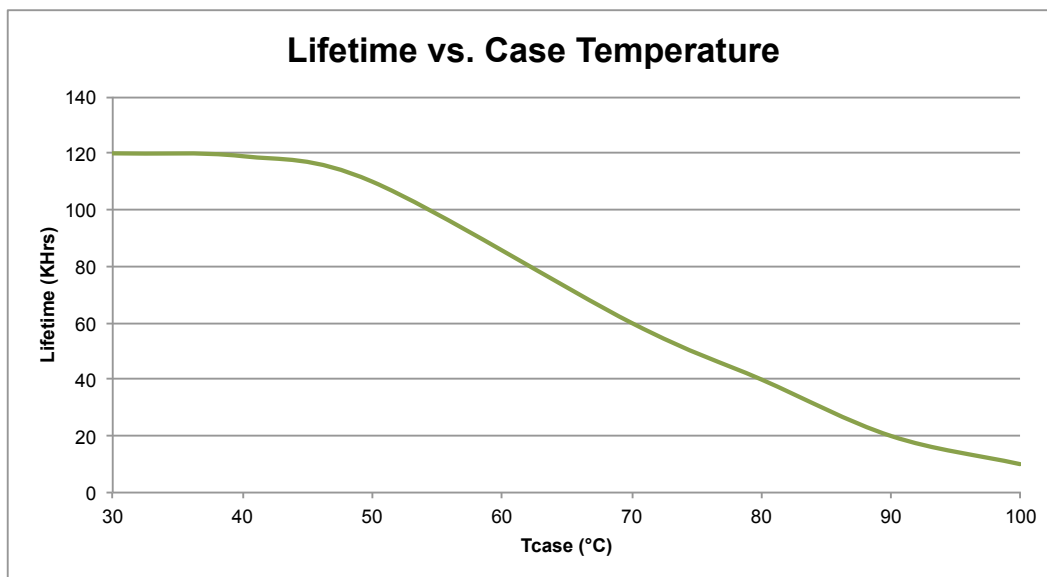
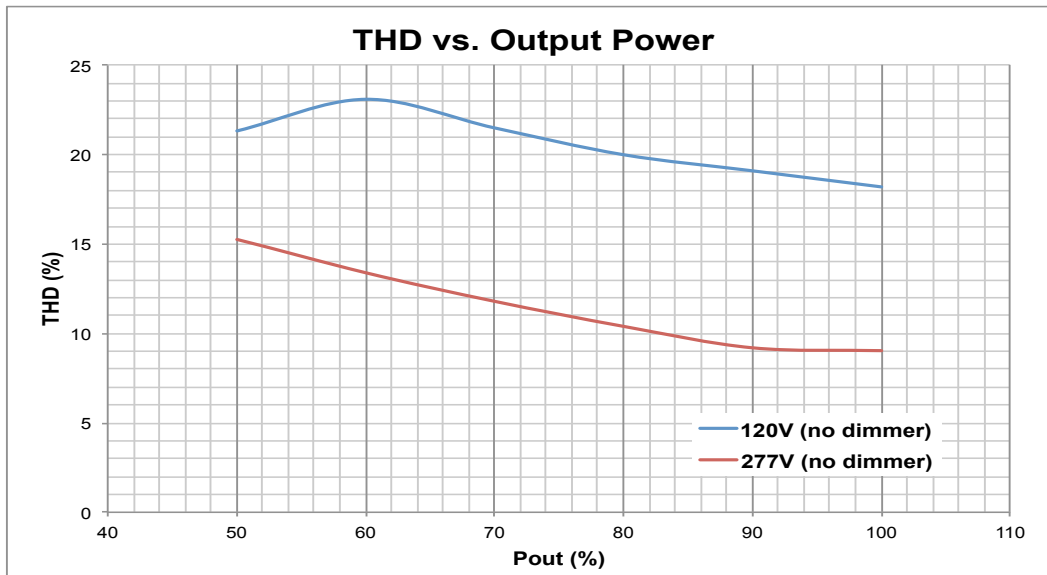
GENERAL INFORMATION

LED Driver Type	Constant Current (Class 2)
Maximum Wattage	22 Watts
Input Voltage	120-277 VAC ± 10% Universal
Input Frequency	50/60Hz
Total Harmonic Distortion	<20%

CASE STYLE S: METAL



PERFORMANCE CURVES



THD, PF and efficiency measured at 25°C.
Measurements made on model LC22-0350Z-UNV-S

GENERAL INFORMATION

LED Driver Type	Constant Current (Class 2)
Maximum Wattage	22 Watts
Input Voltage	120-277 VAC ± 10% Universal
Input Frequency	50/60Hz
Total Harmonic Distortion	<20%

CASE STYLE S: METAL



PERFORMANCE CURVES

