

GENERAL INFORMATION

LED Driver Type	Constant Current (Class 2)
Maximum Wattage	60 Watts
Input Voltage	120 - 277 VAC ± 10% Universal
Input Frequency	50/60Hz
Total Harmonic Distortion	<20%

CASE STYLE F: METAL



ELECTRICAL SPECIFICATIONS

Watts	Rated Current	Output Voltage	Dimming Type	Input Voltage	Input Power	Input Current	Power Factor	Efficiency	Hatch Part Number
Dimming Models									
60W	** 700mA	43 - 86 VDC	0-10V Dimming	120 - 277 VAC	71W	0.61/0.27A	>0.90	86%	LC60-0700Z-UNV-F **
	* 1050mA	29 - 57 VDC	0-10V Dimming	120 - 277 VAC	71W	0.61/0.27A	>0.90	86%	LC60-1050Z-UNV-F *
	* 1200mA	25 - 50 VDC	0-10V Dimming	120 - 277 VAC	71W	0.61/0.27A	>0.90	86%	LC60-1200Z-UNV-F *
	1600mA	18 - 38 VDC	0-10V Dimming	120 - 277 VAC	71W	0.61/0.27A	>0.90	86%	LC60-1600Z-UNV-F
	1800mA	17 - 33 VDC	0-10V Dimming	120 - 277 VAC	71W	0.61/0.27A	>0.90	86%	LC60-1800Z-UNV-F
	2100mA	14 - 28 VDC	0-10V Dimming	120 - 277 VAC	71W	0.61/0.27A	>0.90	86%	LC60-2100Z-UNV-F
2400mA	12 - 25 VDC	0-10V Dimming	120 - 277 VAC	71W	0.61/0.27A	>0.90	86%	LC60-2400Z-UNV-F	

** Non-Class 2 *Class 2 US ONLY

PRODUCT FEATURES


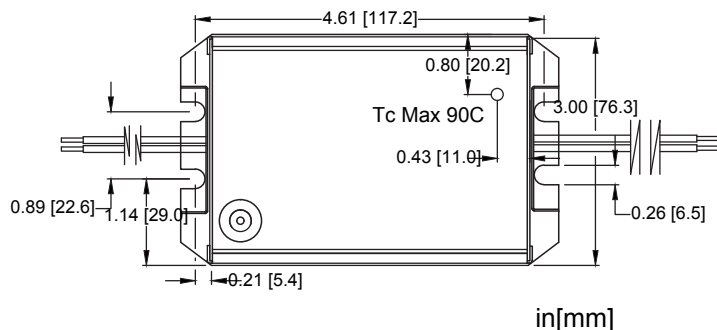
- Short circuit and overload protection
- Over temperature protection
- Suitable for dry and damp locations
- Withstanding voltage: I/P – O/P 2kVAC
- Operating temperature range: -40°C to 90°C (measured at Tcase)
- MTBF: 299,000 hours @ 40°C ambient (~70°C case temp)
- Surge voltage rating: L-N 4kV, L/N-GND 6kV
- Inrush Current: <30A Max @230VAC, cold start 25°C
- Output Current tolerance +/- 5% @ 25°C
- 0-10V dimming range: 10%-100%

APPROVALS

- UL 8750 recognized component
- UL 8750 Class P upon request
- EN61000-3-2
- EMC: Meets FCC47 CFR Part 15 (Class B) consumer limits



MECHANICAL SPECIFICATIONS: CASE STYLE F



DIMENSIONS [IN/MM]

Length:	4.99 [126.7]
Mounting:	4.61 [117.2]
Width:	3.00 [76.3]
Height:	1.30 [33.1]

WIRING INFORMATION

Input:	12", Black (L), White (N) #18AWG
Output:	12", Red (+), Blue (-) #18AWG
Dimming:	12", Purple (+), Grey (-) # 22AWG

PACKAGING INFORMATION

Weight:	23oz
Quantity:	30pc/carton

WARRANTY

- 5 year limited warranty

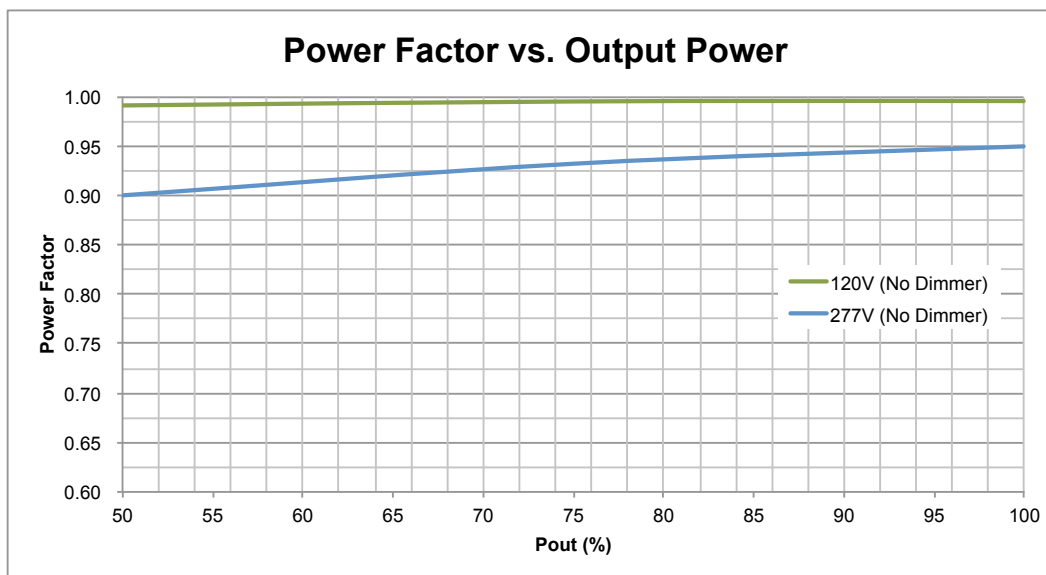
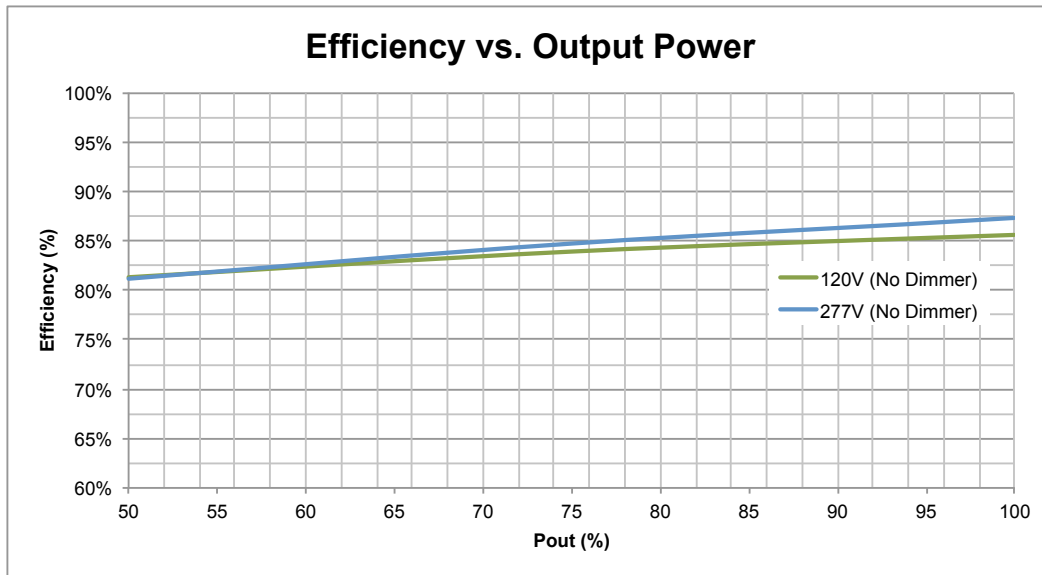
GENERAL INFORMATION

LED Driver Type	Constant Current (Class 2)
Maximum Wattage	60 Watts
Input Voltage	120 - 277 VAC ± 10% Universal
Input Frequency	50/60Hz
Total Harmonic Distortion	<20%

CASE STYLE F: METAL



PERFORMANCE CURVES



Efficiency and PF measured at 25°C.
Measurements made on model LC60-2400Z-UNV-F.

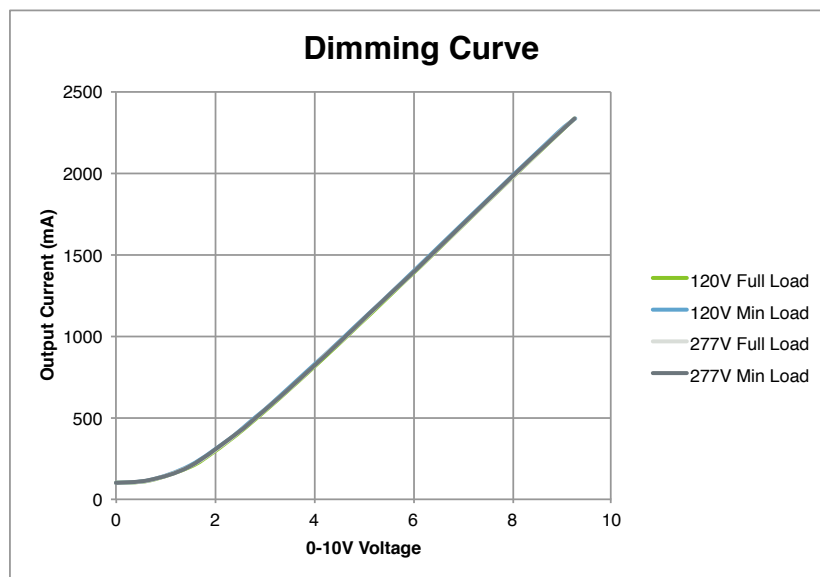
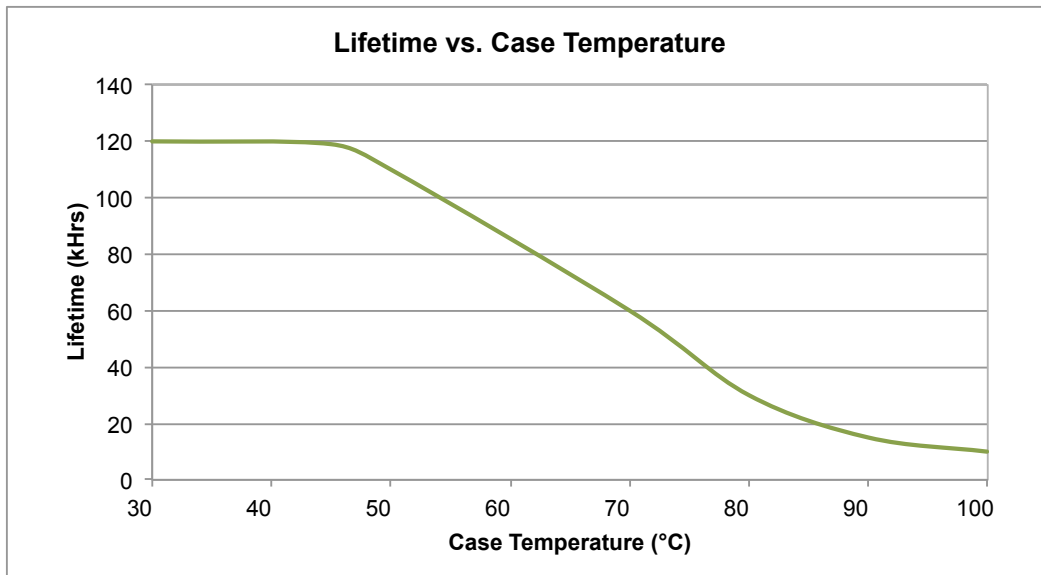
GENERAL INFORMATION

LED Driver Type	Constant Current (Class 2)
Maximum Wattage	60 Watts
Input Voltage	120 - 277 VAC ± 10% Universal
Input Frequency	50/60Hz
Total Harmonic Distortion	<20%

CASE STYLE F: METAL



PERFORMANCE CURVES



Efficiency and PF measured at 25°C.
Measurements made on model LC60-2400Z-UNV-F.