


# HATCH™ LED DRIVERS



10W CONSTANT POWER  
ELP10-2060-UNV

Certified in  
**TITLE 20**  
Appliance Efficiency Database

ROHS  
COMPLIANT

UL US LISTED

FC

BC

## CEC COMPLIANT HIGH-EFFICIENCY LED EMERGENCY DRIVERS



### ADVANTAGES

- Certified in CA TITLE 20 Appliance Efficiency Database
- Integrated, energy efficient LiFePO<sub>4</sub> Battery
- UL Listed for field and factory installation
- For use with emergency only fixtures as well as new and existing fixtures.

### CERTIFICATIONS

- CA T20 Appliance Efficiency Database
- ROHS
- UL Listed for field and factory installation
- FCC, 47CFR Part 15

### DESCRIPTION

The high-efficiency performance of the Hatch **ELP10-2060-UNV** LED Emergency Driver meets California Energy Commission (CEC) Title 20 efficiency requirements and is certified in the CA Title 20 Appliance Efficiency Database.

Hatch **ELP10-2060-UNV** allows an LED lighting fixture to be used for normal and emergency operation. In the event of a power failure, the **ELP10-2060-UNV** switches to emergency mode and operates the existing fixture for a minimum of 90 minutes.

All of the LED Emergency Drivers in the Hatch line include a test switch with integrated charge indicator and are UL Listed for field or factory installation.

### SPECIFICATIONS

Input Voltage	120-277VAC ± 10%
Frequency	50/60Hz
Output Voltage	20-60 VDC* Class 2
Output Current	500mA @ 20Vdc 172mA @ 58Vdc
Output Power	10W (constant)
Power Factor	>0.9
Emergency Operation	90 Minutes
Recharge Time:	24 hours
Operating Temperature	0 to 55°C
Max Amb. Temp (Battery)	55°C
Case Material	Metal
Battery	LiFePO <sub>4</sub> 9.6Vdc
Charging Current	307mA
EMI	FCC, 47CFR Part 15
Protections	Over Voltage, Short Circuit, Over Current

\*The output power is valid for output voltage less than or equal to 58V, above that power will drop.

### FEATURES

- UL 924 LISTED for US and Canada
- Class 2 Compliant
- UL Listed for field and factory installation
- Integral, energy efficient LiFePO<sub>4</sub> battery
- Includes test switch and integrated charge indicator
- For use with switched or unswitched fixtures
- 5-Year Warranty
- Meets requirements for CEC Compliance
- Suitable for damp locations
- Includes installation guide and luminaire modification label
- For use with surface mounts or recessed type IC or non-IC products listed to UL standards.
- Leads are protected by flex conduit with 1/2" snap-in connectors for fast, code-compliant field retrofits

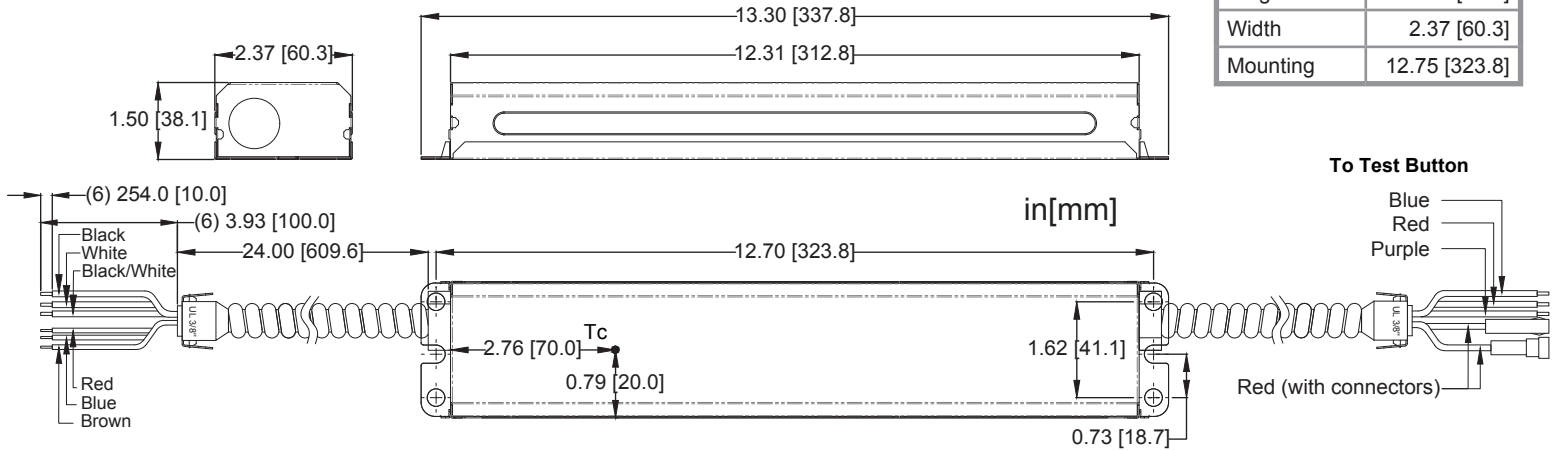
Product specifications are subject to change without notice.



## PHYSICAL DIMENSIONS

## ELP10-2060-UNV Constant Power Emergency Driver

Length	13.30 [337.8]
Height	1.50 [38.1]
Width	2.37 [60.3]
Mounting	12.75 [323.8]

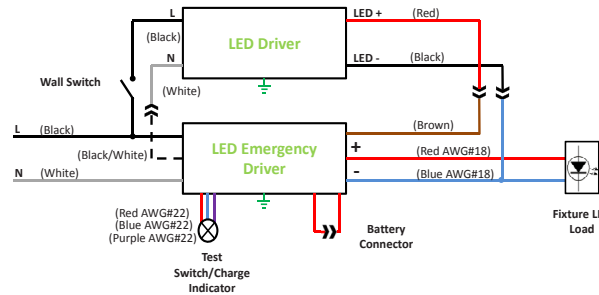


## WIRING INFORMATION

Input	24", Black(L), White (N) #18AWG
Output	24", Red(+), Blue (-) #18AWG
LED Driver (N)	24", Black/White #18AWG
LED Driver (+)	24" Brown, #20AWG
Battery Connection	24", Red, Black #18AWG
Test Switch Connections	24", Red, Blue, Purple #22 AWG

## WIRING DIAGRAM

### Typical Application



For additional wiring diagrams please visit

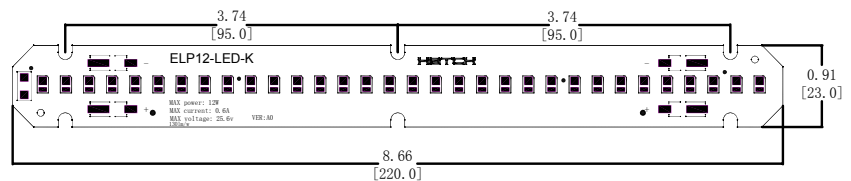
<https://www.hatchlighting.com/elp-alternate-wiring-diagrams>

## PACKAGING INFORMATION

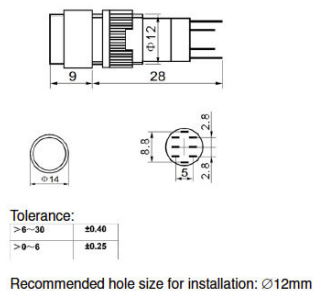
Weight:	3.06 lbs		
QTY:	8pc/carton		
<b>INCLUDES</b>			
LED Emergency Driver	1	Tek Screws	2
Wall Plate	1	Test Button	1
Luminaire Mod. Label	1	Install. Guide	1
Screw Wire Connectors	3	Wall Plate Screws	2

## OPTIONAL LED MODULE

Part #	Max Power	Max Current	Type Voltage	Lumens/ Watt	CRI
ELP12-LED-K	12	600mA	24V	~130	>80




## TEST SWITCH



## 2 PIECE CONFIGURATION AVAILABLE

SEE SPECIFICATION SHEET FOR ELP10-UNV-K



Features a separate LiFePO<sub>4</sub> Battery for added installation flexibility.