



















HATCH®

LED Driver | Case Dimensions















Plastic Cases

 A	+	 Q
2.68" x 1.29" x 0.79" 68.07mm x 32.77mm x 20.07mm		3.07" x 3.14" x 1.00" 77.98mm x 79.76mm x 25.4mm
 AA	+	 T
3.75" x 1.58" x 0.98" 95.25mm x 40.13mm x 24.89mm		5.42" x 1.80" x 1.27" 137.67mm x 45.72mm x 32.26mm
 BB	+	 W
9.46" x 1.82" x 1.38" 240.28mm x 46.23mm x 35.05mm		3.75" x 2.74" x 1.26" 95.25mm x 69.59mm x 32.00mm
+		 Y
 C		3.03" x 0.94" x 0.94" 76.96mm x 23.87mm x 23.87mm
4.86" x 1.30" x 0.79" 123.44mm x 33.02mm x 20.06mm		 4W
 FF		1.93" x 1.07" x 0.79" 49.02mm x 177.8mm x 20.06mm
5.31" x 1.66" x 1.00" 134.87mm x 42.16mm x 25.4mm		 RL
+		2.17" x 2.17" x 0.87" 55.52mm x 55.52mm x 22.98mm
 M		
6.88" x 1.28" x 0.79" 174.75mm x 32.51mm x 20.06mm		

Aluminum Cases

+	 B
	3.14" x 1.33" x 0.80" 79.76mm x 42.16mm x 20.32mm
+	 GG
	9.90" x 4.43" x 1.91" 251.46mm x 109.98mm x 48.51mm
+	 L
	8.98" x 2.68" x 1.53" 228.09mm x 68.07mm x 38.86mm
+	 NN
	9.81" x 2.68" x 1.52" 249.17mm x 68.07mm x 38.61mm
+	 R
	9.64" x 1.87" x 1.50" 244.86mm x 47.50mm x 38.10mm
Plastic & Metal Cases	
	 XTC
	3.81" x 1.65" x 1.01" 96.77mm x 41.91mm x 25.65mm

Metal Cases

+	 D	◆	 K
	4.80" x 1.60" x 1.00" 121.92mm x 40.64mm x 25.4mm		9.50" x 3.00" x 1.35" 241.3mm x 76.2mm x 34.29mm
+	 F	◆	 KK
	4.99" x 3.00" x 1.30" 126.75mm x 76.2mm x 33.02mm		10.00" x 3.31" x 2.95" 254.00mm x 84.07mm x 74.93mm
+	 G	+	 P
	6.46" x 1.85" x 1.10" 164.08mm x 46.99mm x 27.94mm		9.50" x 1.16" x 1.05" 241.3mm x 29.46mm x 26.67mm
+	 I	+	 S
	9.50" x 1.70" x 1.18" 241.3mm x 43.18mm x 29.97mm		6.46" x 1.38" x 1.02" 164.08mm x 35.05mm x 25.91mm
◆	 J		 XAC
	11.40" x 3.00" x 1.37" 289.56mm x 76.2mm x 34.80mm		4.60" x 1.86" x 1.30" 116.84mm x 47.24mm x 33.02mm
◆	 JJ		 XRC
	10.75" x 4.33" x 4.09" 273.05mm x 109.98mm x 103.87mm		4.00" x 1.86" x 1.30" 101.6mm x 47.24mm x 33.02mm
	 XWV		 XKV
	6.04" x 2.46" x 1.31" 153.4mm x 62.4mm x 33.4mm		9.92" x 2.5" x 1.33" 252mm x 63.6mm x 34mm

Note: Images not to scale.

+ Class P available on certain part numbers.

Please consult a Hatch Sales Representative.

◆ UL Listed with Junction Box for direct wire applications

L-Series Drivers

Case Style	Input Voltage				CC	CV	Maximum Wattage	Dimming (CC only)			IP Rating
	120	120-277	347	277-480				0-10V	Phase	Dual	
	●				●	5W, 10W	5W, 10W, 14W		14W		
		●			●		20W	●			IP65
	●	●			●		12W,	●			
		●			●	●	150W	●			
	●	●			●		10W, 12W, 14W	14W	●		
	●	●			●	24W	16W, 22W, 24W, 25W	22W, 25W	●		
		●	●		●	●	50W, 60W, 80W	●			
		●			●		30W	●			IP66
	●	●	●		●		36W, 40W	●	40W		
		●		●	●		300W, 320W				IP67
		●	●		●	●	60W, 80W, 100W	●			
		●			●		100W				
		●			●		60W				
		●			●	●	150W	●			IP67
	●	●			●		25W, 36W	●	●		
		●		●	●		100W, 150W, 192W, 200W, 240W	●			IP67

L-Series Drivers

Case Style	Input Voltage				Driver		Maximum Wattage	Dimming (CC only)			IP Rating
	120	120-277	347	277-480	CC	CV		0-10V	Phase	Dual	
	●	●	●		●	60W	25W, 36W, 40W, 50W, 60W	●	25W, 40W		
	●	●			●		16W, 25W, 30W	16W, 25W	●		IP66
		●				●	60W, 100W				IP67
		●			●		14W, 22W, 50W	●			
	●	●			●		50W, 60W	50W	50W	●	IP66
	●	●			●	●	40W	●	●		IP66
		●				●	12W				IP65
		●			●	●	4W				
		●			●		8.4W				
	120/277V					●	96W	CV MLV-Triac			
	120/277V					●	20W, 40W, 60W	CV MLV-Triac			

Programmable Drivers

		●			●		16W, 32W, 34W	●	●		
		●			●		16W, 32W, 34W	●	●		
		●			●		16W, 32W, 34W		●		
		●				●	40W, 60W, 96W	●			
		●				●	40W, 60W, 96W	●			