

LC SERIES

CONSTANT CURRENT LED DRIVERS

CONSTANT CURRENT LED DRIVER CASE STYLE AA: POLYCARBONATE



GENERAL INFORMATION

LED Drive Type	Constant Current, Class 2
Maximum Wattage	20 Watts
Input Voltage	120-277 (+/-10%)
Input Frequency	50/60Hz
Power Factor @ Full Load	>0.90%
Efficiency @ Full Load	Up to 87%
THD	<10%
Start-Up Time	<500ms*
Output Current Tolerance	5%
Line Regulation	<3%
Load Regulation (Max Load)	<4%
Dimming	0-10V, min. 5%, Dim-to-Off
Output Over Current Protection	Yes, Current Limiting
Output Short-Circuit Protection	Yes, Auto Recovery
Over Temperature Protection	Yes, Current Limiting
EMI Compliance	FCC Part 15 Class B

* Complies with ENERGY STAR® and CA Title 24 Specifications

ENVIRONMENTAL SPECIFICATIONS

Minimum Operating Temp.	-40°C
Maximum Case Temp.	90°C
Maximum Storage Temp.	85°C
Maximum Relative Humidity	95% non-condensing
Transient Protection	2.5kV
UL Environment Rating	Dry & Damp
Sound Rating	Class A

APPROVALS



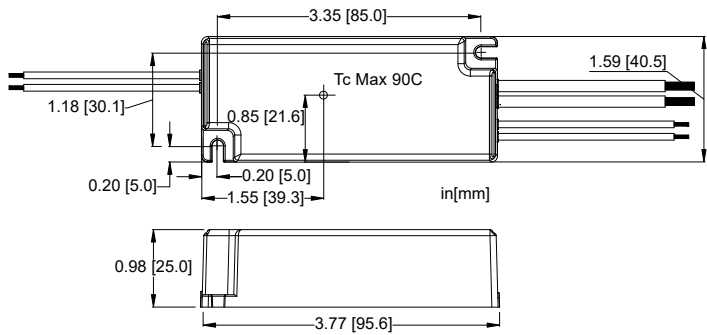
WARRANTY

- 5 year limited warranty

ELECTRICAL SPECIFICATIONS

Max. Power	Rated Current	Output Voltage (VDC)	Input Voltage	Dimming Type	Input Power	Input Current (A)(120/277V)	Power Factor	Part Number
20W	350mA	28 - 57 VDC	120-277 VAC	0-10V Dimming	24W	0.20/0.09A	>0.90	LC20-0350Z-UNV-AA
	500mA	20 - 40 VDC						LC20-0500Z-UNV-AA
	700mA	14 - 28 VDC						LC20-0700Z-UNV-AA

SIZING INFORMATION



Always confirm fit with a physical sample.
Specifications subject to change without notice.

WIRING INFORMATION

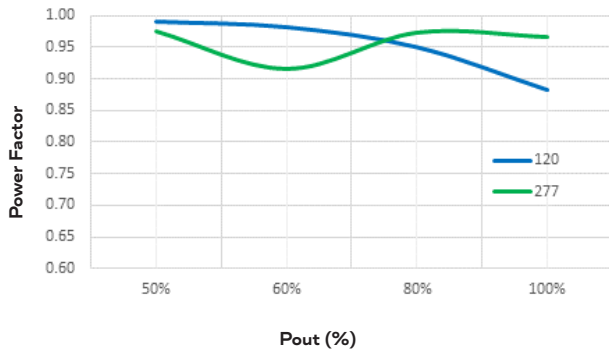
Input	6" # 18AWG Black (L), White (N)
Output	6" # 18AWG Red (+), Black (-)
Dimming	6" # 22AWG Purple (+), Pink (-)

PACKAGING INFORMATION

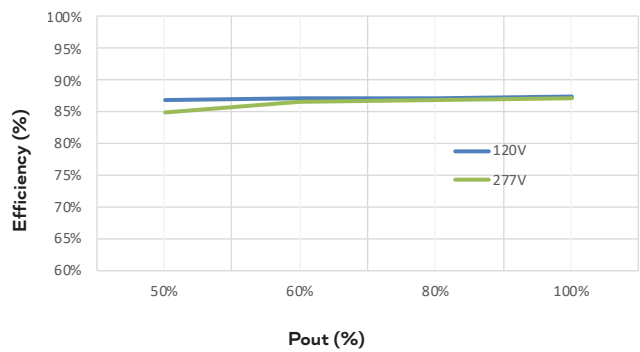
Weight	0.37 lbs
Quantity	30 pc/carton

PLOT DATA

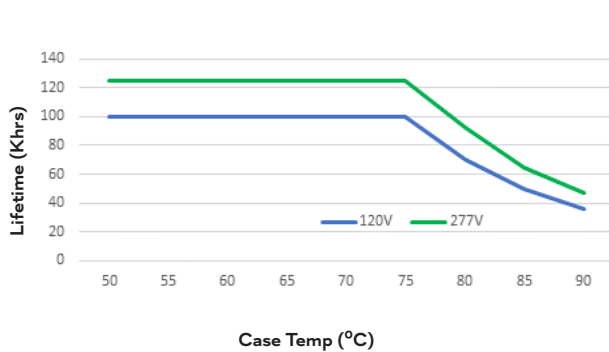
Power Factor vs. Output Power



Efficiency vs. Output Power



Lifetime vs. Case Temp



Dimming Curve

