

# LV SERIES

CONSTANT VOLTAGE LED DRIVERS

## CONSTANT VOLTAGE LED DRIVER CASE STYLE A: POLYCARBONATE



### GENERAL INFORMATION

LED Drive Type	Constant Voltage Class 2
Output Wattage	10W
Input Voltage	120V AC (+/- 10%)
Input Frequency	50/60Hz
Power Factor @ Full Load	>0.5
Efficiency @ Full Load	80%
Start-Up Time	<750ms
Line Regulation	1%
Output Voltage Tolerance (@25°C)	+/- 5%
Output Overload Protection	Hiccup Mode
Output Short-Circuit Protection	Hiccup Mode
EMI Compliance	FCC Part 15 Class B

### ENVIRONMENTAL SPECIFICATIONS

Minimum Operating Temp.	-40°C
Maximum Case Temp.	90°C
Maximum Storage Temp.	85°C
Maximum Relative Humidity	95% non-condensing
Transient Protection	2kV
UL Environment Rating	Dry & Damp
Sound Rating	Class A

### APPROVALS



### WARRANTY

- 5 year limited warranty

### ELECTRICAL SPECIFICATIONS

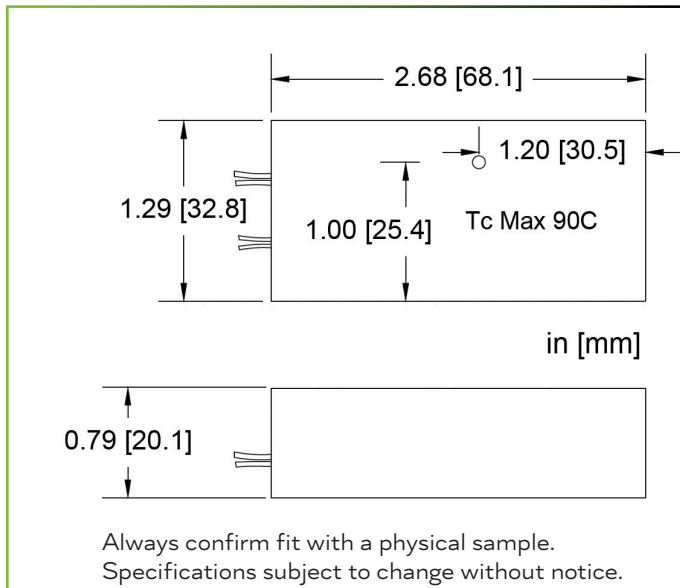
Max. Power (W)	Output Voltage (VDC)	Output Current (A)	Efficiency	THD @ Full Load (120V)	Input Current (A)(120V)	Part Number
10W	12 VDC	0-0.83A	80%	<20%	0.22A	LV10-12N-120-A
	24 VDC	0-0.42A				LV10-24N-120-A

Output Designed for LED Loads Only

# LV SERIES

CONSTANT VOLTAGE LED DRIVERS

## SIZING INFORMATION



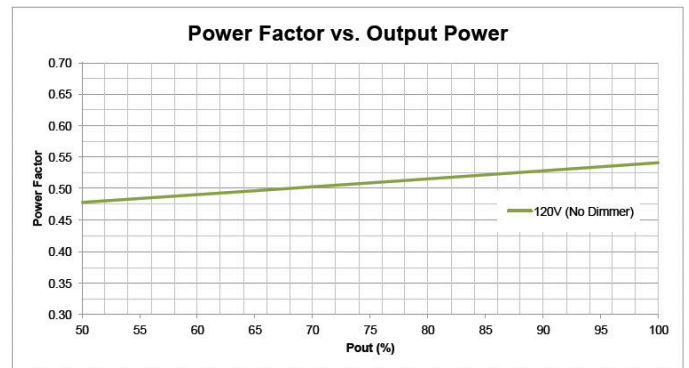
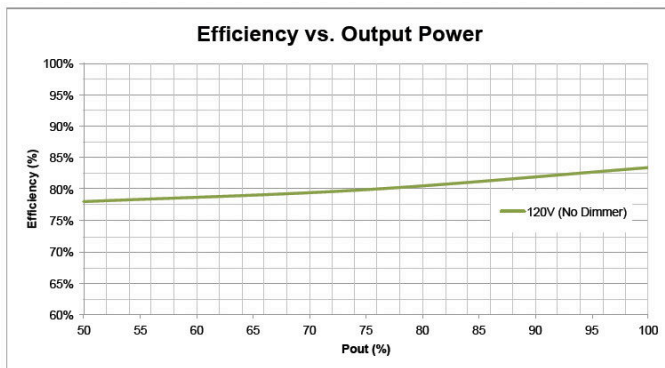
## WIRING INFORMATION

<b>Input</b>	12", Black (L), White (N) #18AWG
<b>Output</b>	12", Red (+), Blue (-) #18AWG

## PACKAGING INFORMATION

<b>Weight</b>	3.5oz
<b>Quantity</b>	100pcs/carton

## PLOT DATA

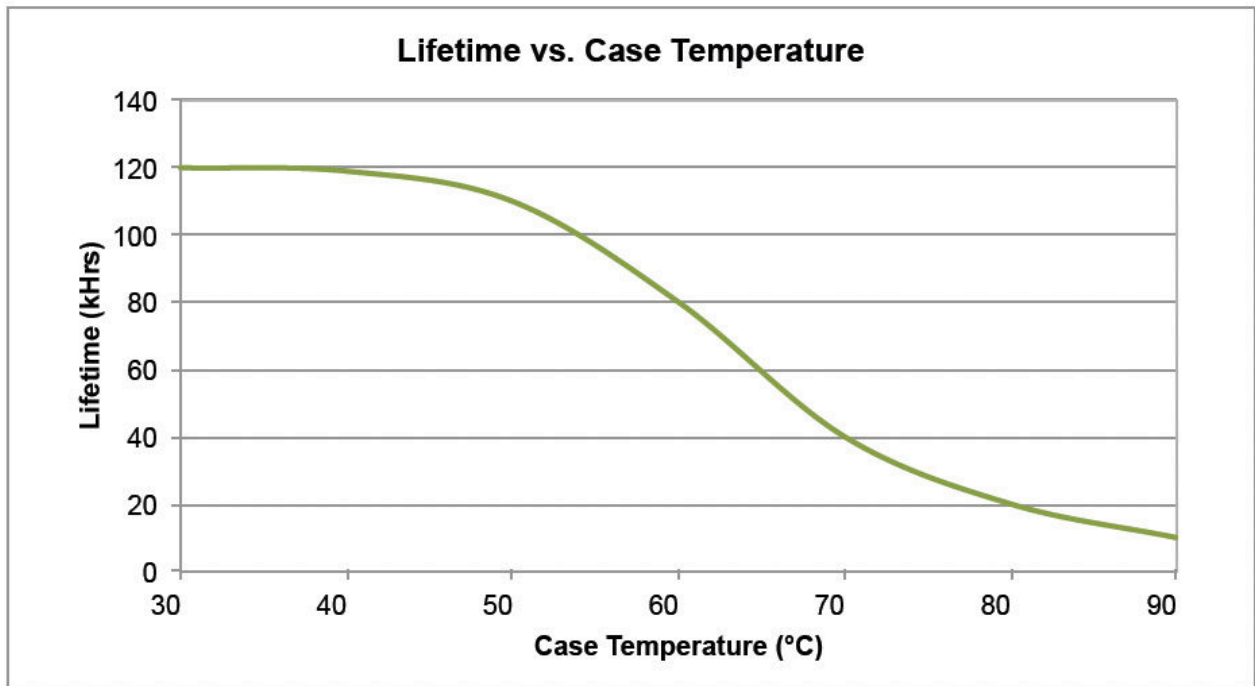


Efficiency and PF measured at 25°C.  
Measurements made on model LV10-24N-120-A.

# LV SERIES

CONSTANT VOLTAGE LED DRIVERS

## PLOT DATA



Efficiency and PF measured at 25°C.  
Measurements made on model LV10-24N-120-A.