

# LV SERIES

CONSTANT VOLTAGE LED DRIVERS

## CONSTANT VOLTAGE DIMMING LED DRIVER CASE: RR & II METAL (WITH WIRING COMPARTMENT)



### GENERAL INFORMATION

LED Drive Type	Constant Voltage Class 2
Input Voltage	120V - 277V
Input Frequency	50/60Hz
Power Factor @ Full Load	>0.94 @ 80%-100% Load
Efficiency @ Full Load	84% Min
Start-Up Time	<0.5s 100W; <1.0s 60W
Dimming	Triac/ELV, 0-10V (5%, Dim-to-off)
Line Regulation	5%
Load Regulation (Max Load)	5%
Voltage Tolerance	5%
Output Overload Protection	Hiccup Mode
Output Short-Circuit Protection	Hiccup Mode
Over Temperature Protection	Auto Recovery
EMI Compliance	FCC Part 15 Class B

### ENVIRONMENTAL SPECIFICATIONS

Minimum Operating Temp.	-40°C
Maximum Case Temp.	+90°C
Maximum Storage Temp.	+85°C
Maximum Relative Humidity	95% Non-condensing
Transient Protection	2.5kV
UL Environment Rating	Dry & Damp
Sound Rating	Class A

### APPROVALS



### WARRANTY

- 5 year limited warranty

### ELECTRICAL SPECIFICATIONS

Max. Power (W)	Output Voltage (VDC)	Output Current (A)	THD @ Full Load (120/277V)	Input Current (A)(120/277V)	Part Number
96W	24V	4.0A	<20%	1.05A/0.45A	LV96-24T-UNV-II
60W	12V	5.0A		0.63A/0.20A	LV60-12T-UNV-RR*
60W	24V	2.5A		0.63A/0.20A	LV60-24T-UNV-RR

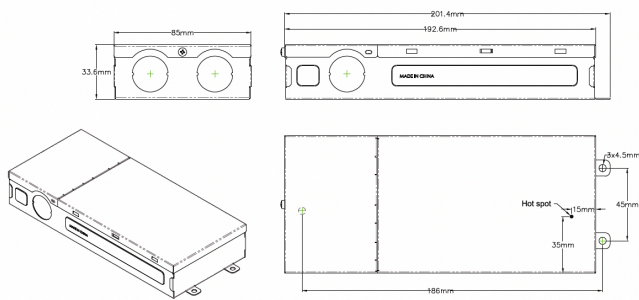
\* Made to Order only

# LV SERIES

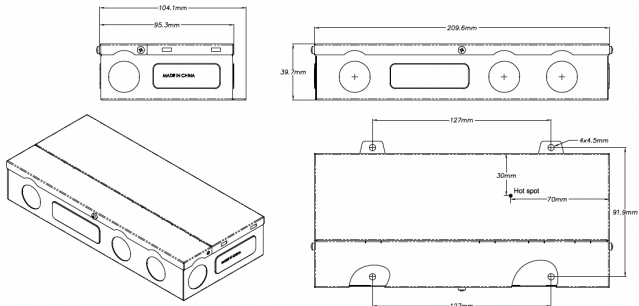
CONSTANT VOLTAGE LED DRIVERS

## SIZING INFORMATION

### 60W Dimensions



### 96W Dimensions



Always confirm fit with a physical sample.  
Specifications subject to change without notice.

## WIRING INFORMATION

<b>Input</b>	8" Black (L), White (N), Green (GND) #18AWG
<b>Output</b>	8" Red (+), Blue (-) #18AWG
<b>Dimming</b>	8" Purple (+), Pink (-) #18AWG


## 60W PACKAGING INFORMATION

<b>Weight</b>	1.6lb
<b>Quantity</b>	20pcs/carton

## 96W PACKAGING INFORMATION

<b>Weight</b>	2.20lb
<b>Quantity</b>	15pcs/carton

60W



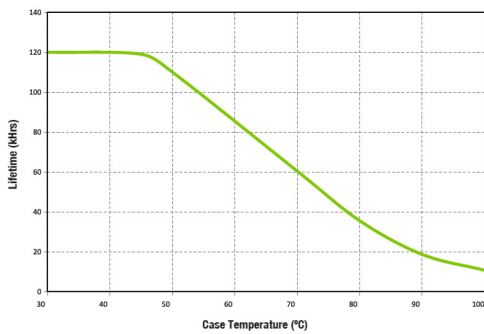
96W

# LV SERIES

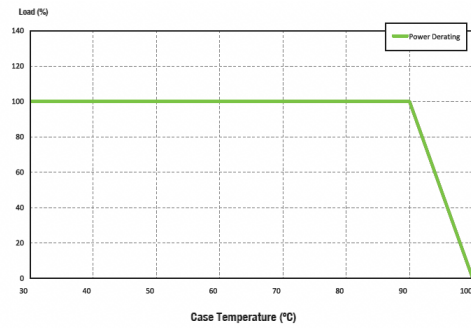
CONSTANT VOLTAGE LED DRIVERS

## 60W PLOT DATA

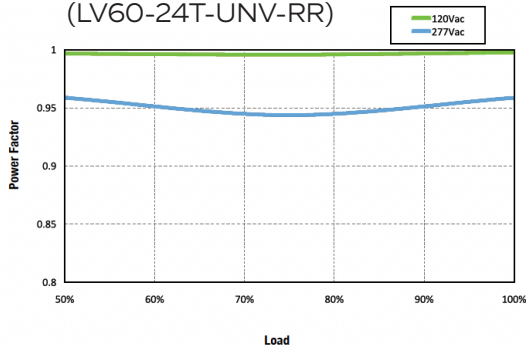
Lifetime vs Case Temperature



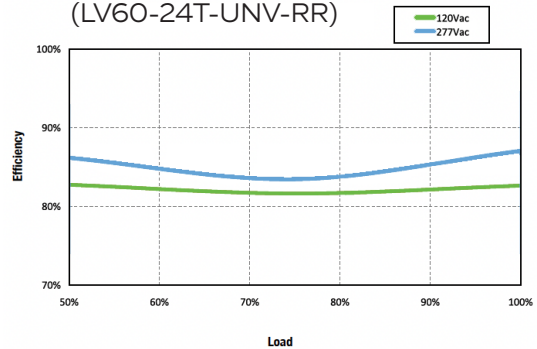
Power Derating vs Case Temperature



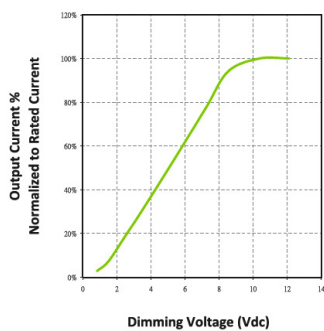
Power Factor vs Load  
(LV60-24T-UNV-RR)



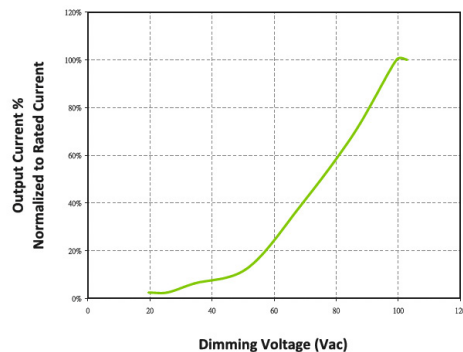
Efficiency vs Load  
(LV60-24T-UNV-RR)



0-10V Dimming Curve (Full Load)



Triac Dimming Curve (Full Load)

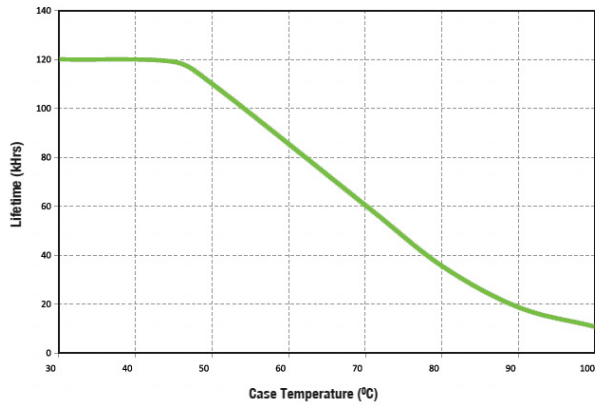


# LV SERIES

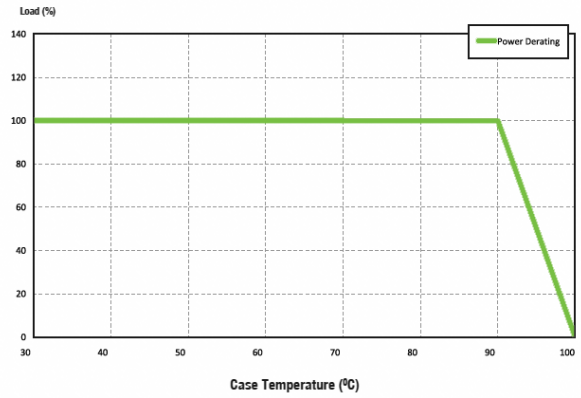
CONSTANT VOLTAGE LED DRIVERS

## 100W PLOT DATA

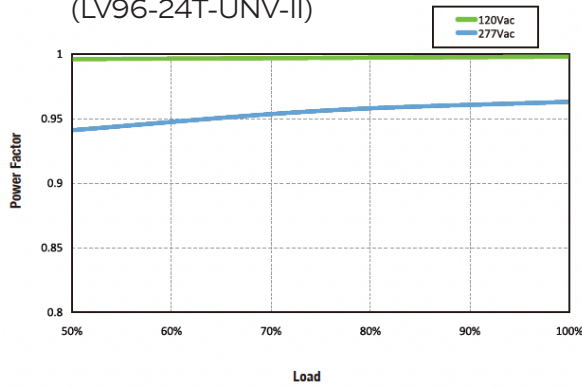
Lifetime vs Case Temperature



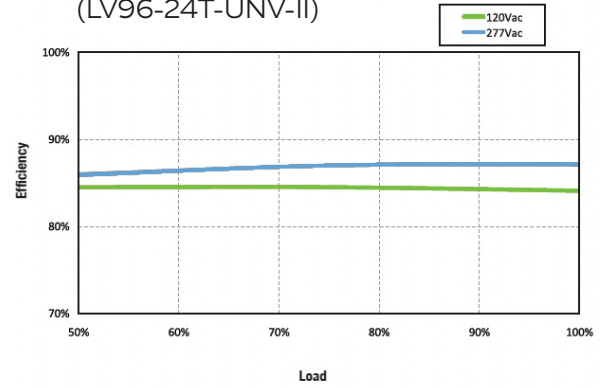
Power Derating vs Case Temperature



Power Factor vs Load  
(LV96-24T-UNV-II)



Efficiency vs Load  
(LV96-24T-UNV-II)

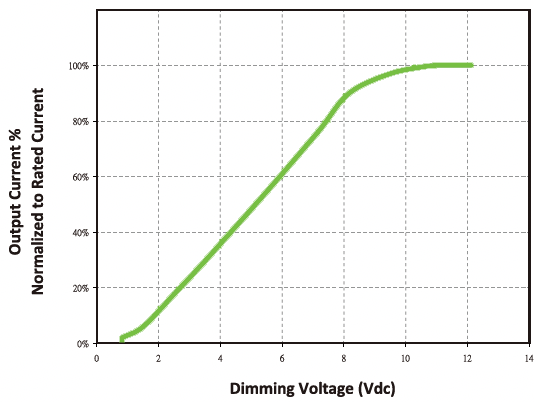


# LV SERIES

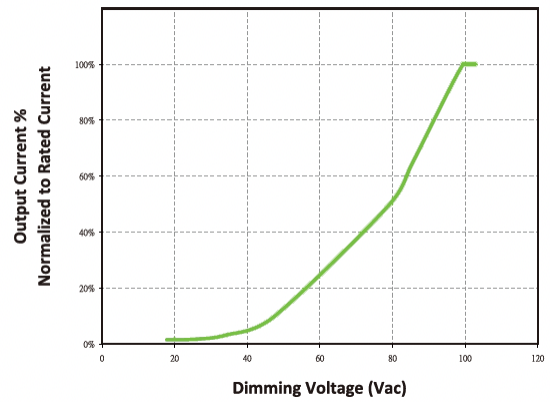
CONSTANT VOLTAGE LED DRIVERS

## 100W PLOT DATA

O-10V Dimming Curve (Full Load)



Triac Dimming Curve (Full Load)



Output Foldback / Overload Curve

